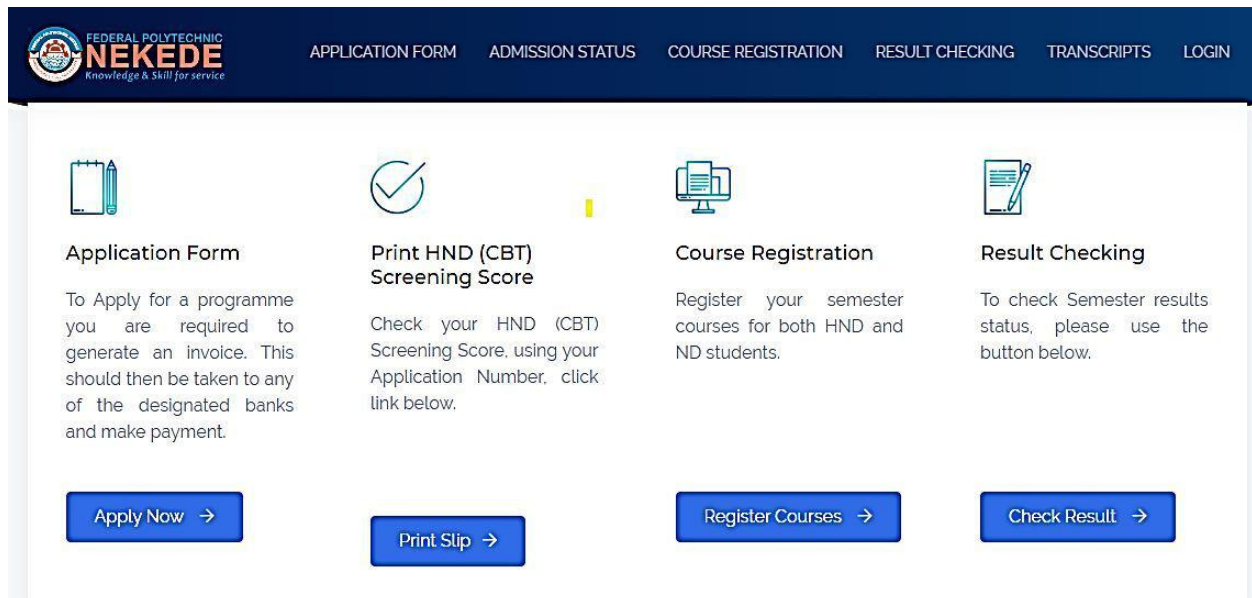


# PROCESS FLOW FOR NEW STUDENTS – ND1 AND HND1 STUDENTS

1. Proceed to the schools website [www.fpno.edu.ng](http://www.fpno.edu.ng), under the Student Fee Portal



select ND Acceptance fee portal to raise the acceptance fee invoice and make payment if you are an ND student or click HND Acceptance fee If you are an HND Student.



then return to the website and select Pay Acceptance Fee to obtain payment receipt.

2. On the school's website [www.fpno.edu.ng](http://www.fpno.edu.ng), under the Student Fee Portal select Generate O'level Verification Invoice to raise the O'level Verification fee invoice and make payment

Home About Us Schools Academics Administration **Student Fees Portal** Admissions Portal Divisions & Directorates Library Transcript

O'LEVEL VERIFICATION FEE PAYMENT FOR POLY ADMITTED STUDENTS.




- ND Acceptance Fee Portal
- School Fees & Other Fees Portal
- GENERATE HND ACCEPTANCE FEE INVOICE
- HND ACCEPTANCE FEE PAYMENT/CONFIRMATION
- Generate Olevel Verification Invoice**
- Get O'level Verification Fee Receipt

**Recent Posts**

- » ADMISSION INTO POLYTECHNIC NATIONAL DIPLOMA TRANSITION PROGRAMME IN PHARMACEUTICAL TECHNOLOGY (PART-TIME)
- » RE-OPENING OF SCREENING FORM PURCHASE FOR ADMITTED STUDENTS
- » INVITATION FOR FPNO 20TH CONVOCATION CEREMONY
- » 20TH CONVOCATION CEREMONY
- » SMART CAMPUS LAUNCH INVITATION

**Archives**

- » December 2019
- » November 2019
- » October 2019

<https://fedpolyneke.de.edu.ng/index.php/student-fees-portal/>

**FPNO Portal** | Home | Whatsapp Chat: ONLINE | Call 24/7 09090368743, Email: support@gtcocalscan.com

[Return Home](#)

### Step 1: Generate O'level Verification Fee Invoice

Your Application Form No:

[Proceed](#)

Input your application form number then click on proceed.

then return to the website and select Get O'level Verification Fee Receipt to obtain payment receipt.

DO YOUR JAMB REGULARIZATION  
CENTRE (WEEKEND BUILDING)

FPNO CBT

**Recent Posts**

- » ADMISSION INTO POLYTECHNIC NATIONAL DIPLOMA TRANSITION PROGRAMME IN PHARMACEUTICAL TECHNOLOGY (PART-TIME)
- » RE-OPENING OF SCREENING FORM PURCHASE FOR ADMITTED STUDENTS
- » INVITATION FOR FPNO 20TH CONVOCATION CEREMONY
- » 20TH CONVOCATION CEREMONY
- » SMART CAMPUS LAUNCH INVITATION

- ND Acceptance Fee Portal
- School Fees & Other Fees Portal
- GENERATE HND ACCEPTANCE FEE INVOICE
- HND ACCEPTANCE FEE PAYMENT/CONFIRMATION
- Generate Olevel Verification Invoice
- Get Olevel Verification Fee Receipt



sl.fedpolmekede.edu.ng/index.php?register/pay\_olevel\_verification\_fees



Return Home

## Step 2: O'level Verification Fee Payment/Confirmation

Application No

A

RRR / Confirmation Code

A

Year

A

Select An Option

Payment Platform

A

Select An Option

Payment Type

A

O'LEVEL VERIFICATION FEES

 Proceed

Input your Application No, RRR / confirmation code, Year of study (ND1 or HND1), Payment platform (Remita or Etransact), Payment Type (O'LEVEL VERIFICATION FEES), then click on proceed.

3. After Payment of O'level Verification Fee, visit the school website and Select "Start new Screening" under the Admissions Portal Menu.

## IMPORTANT INFORMATION FOR ALL NEWLY A STUDENTS OF ND EVENING AND WEEKEND





edpolyneke.de.edu.ng/index.php?register/start\_screening

- ND/HND Application Portal
- HND/ND Admission Status
- Start New Screening**
- Verify Portal Account

### Recent Posts

- » ADMISSION INTO POLYTECHNIC NATIONAL DIPLOMA TRANSITION PROGRAMME IN PHARMACEUTICAL TECHNOLOGY (PART-TIME)
- » RE-OPENING OF SCREENING FORM PURCHASE FOR ADMITTED STUDENTS
- » INVITATION FOR FPNO 20TH CONVOCATION CEREMONY
- » 20TH CONVOCATION CEREMONY
- » SMART CAMPUS LAUNCH INVITATION

### Archives

**FPNO Portal** |  |  Whatsapp Chat: **ONLINE** | Call 24/7 09090368743, Email: support@gtcocalscan.com



[Return Home](#)  
**Admissions Screening Platform**

**Enter Application No & O'level Verification Payment RRR to Login!**


**Application No:**

**RRR:**


Enter Application No and RRR then click on "verify".


 / Welcome   
**Admission Screening Dashboard**


**You are yet to Fill your Screening Form Click here to Start**



Admitted Student At Federal Polytechnic Nekede,  
Owerri.

FPN/HNDM/2019/ 

0902089 

FPN/HNDM/2019/ 

Status: Not Yet Screened

Complete your profile and academic details and upload relevant documents.

4. Monitor your screening status on the school's website by selecting "Check Screening Status" under the Admissions Portal Menu.

Home About Us Schools Academics Administration Student Fees Portal Admissions Portal Divisions & Directorates Library Transcript

**IMPORTANT INFORMATION FOR ALL NEWLY A  
STUDENTS OF ND EVENING AND WEEKEND**



ND/HND Application Portal  
 HND/ND Admission Status  
 Start New Screening  
 Verify Portal Account  
Check Screening Status

**Recent Posts**

- » ADMISSION INTO POLYTECHNIC NATIONAL DIPLOMA TRANSITION PROGRAMME IN PHARMACEUTICAL TECHNOLOGY (PART-TIME)
- » RE-OPENING OF SCREENING FORM PURCHASE FOR ADMITTED STUDENTS
- » INVITATION FOR FPNO 20TH CONVOCATION CEREMONY
- » 20TH CONVOCATION CEREMONY
- » SMART CAMPUS LAUNCH INVITATION

**Archives**

[Return Home](#)  
Admissions Screening Platform

Enter Application No & O'level Verification Payment RRR to Login!

Application No:

RRR:

Verify

Enter your Application No and O'level verification fee RRR then click on "verify".



Welcome [Redacted]

### Admission Screening Dashboard

You are yet to Fill your Screening Form Click here to Start



Admitted Student At Federal Polytechnic Nekede,  
Owerri.

FPN/HNDM/2019/[Redacted]

0902089[Redacted]

FPN/HNDM/2019/[Redacted]

Status: Not Yet Screened

You will also be notified via SMS & Email when they have been screened.

## DO YOUR JAMB REGULARIZATION WITH EASE CENTRE (WEEKEND BUILDING)

ND/HND Application Portal  
HND/ND Admission Status

### Recent Posts

- » ADMISSION INTO POLYTECHNIC NATIONAL DIPLOMA TRANSITION PROGRAMME IN PHARMACEUTICAL TECHNOLOGY (PART-TIME)
- » RE-OPENING OF SCREENING FORM PURCHASE FOR ADMITTED STUDENTS
- » INVITATION FOR FPNO 20TH CONVOCATION CEREMONY
- » 20TH CONVOCATION CEREMONY
- » SMART CAMPUS LAUNCH INVITATION



5. If successful, You will receive an SMS/Email that will contain Remita Fee Payment RRR. Then visit the school website, create their portal account and make fee payment at the Bank or from the school portal via ATM Card and obtain fee receipt from same portal..



# Federal Polytechnic Nekede

Owerri, Imo State.

Knowledge & Skill for service

School Fee Invoice

Please Note that this print out is just an invoice for bank payment.

RRR	2503604-XXXX
Portal ID	FPN/NDM/XXXXXXXXXX
Full Name	XXXXXXXXXX
Email	chinXXXXXXXX@student.fpno.edu.ng
Department	Taxation
School	School of Business and Management Technology
Session	2019/2020
Payment For	
Payment Type:	FPN ND MORNING SCHOOL FEES
Amount	N500

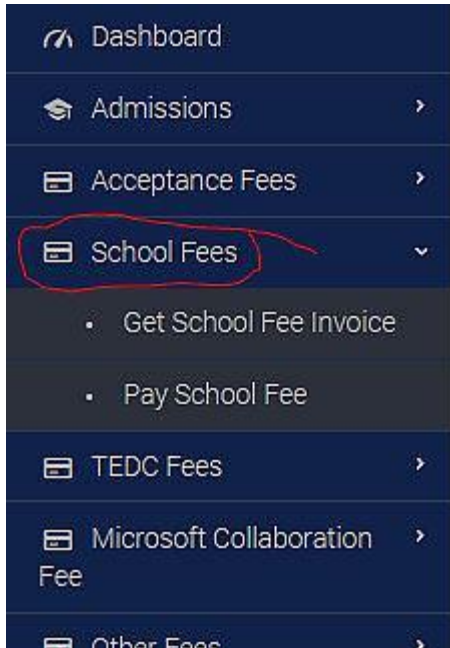
### Payment Options



Thank you for choosing Federal Polytechnic Nekede.

After school fee payment at the bank you can get the school fee receipt on your portal account by clicking on "school fee"





Then click on **“Pay School Fee”**




Then click on Fee **“Payment History”** then click on View Receipt.

S/N ^	Portal ID	Semester	Level	Amount (₦)	Session	Payment Code	Date	Action
1	FPN/NDM/19068375342	FIRST	HND I	₦ 33650	2016/2017	260139242055	2016-12-09	<a href="#">View Receipt</a>
2	FPN/NDM/19068375342	FIRST	ND I	₦ 35400	2019/2020	170307189369	2019-06-14	<a href="#">View Receipt</a>
3	FPN/NDM/19068375342	FIRST	ND I	₦ 500	2019/2020	170307189369	2019-12-01 07:26:21	<a href="#">View Receipt</a>
4	FPN/NDM/19068375342	FIRST	ND I	₦ 500	2019/2020	170307189369	2019-12-01 07:28:00	<a href="#">View Receipt</a>


Showing 1 to 4 of 4 entries

After clicking on “View receipt” the receipt will automatically open for printing.



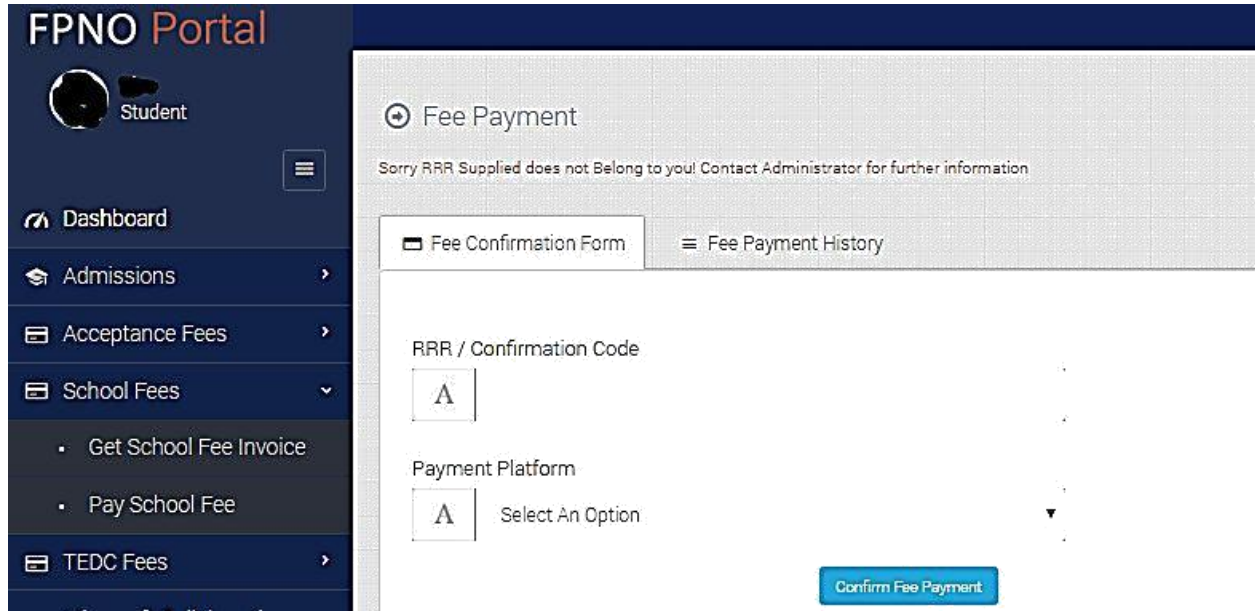
**HND SET - MORNING - SCHOOL FEE Payment Receipt**

### Personal Details

Portal ID	FPN/NDM/19068375342	 Passport
Payment ID (RRR)		
Order ID	06121600000000000000	
Full Name	██████████	
Sex	Male	
Date Of Birth	12/29/2009	
Place Of Origin	Nigerian	

### Payment Details

Amount Paid	N33,650
Purpose Of Payment	HND SET - MORNING - SCHOOL FEE
Level	HND I
Session	2016/2017
Date Of Payment	2016-12-09
Method Of Payment	Remita (Bank)



6. Proceed to Medicals for X-Ray Screening. You will be assigned to a medical facility automatically. The Facility will upload scanned copies of the X-Ray for Examination. Visit MIS for Matric Number and Student IDentity Card.
7. Login to portal account and click on course management then click on "Register courses" to Register Semester Courses.

The screenshot shows a student portal interface. On the left is a dark blue sidebar with a 'Student' profile icon and a list of navigation options: Dashboard, Admissions, Acceptance Fees, School Fees, TEDC Fees, Microsoft Collaboration Fee, Other Fees, Course Management, Results, Time Table, and Assignments. The main content area is titled 'Register Courses' and contains a 'Manage Courses' button. Below this is a section titled 'Register Semester Courses !' with the following information: Full Name: [redacted], Matric No: 19/[redacted], Portal ID: FPN/NDM/[redacted], Programme: ND, School/Faculty: School of Business and Management Technology, Department: Taxation, Department Option: NONE, Programme Type: ND MORNING. There are three dropdown menus for 'Level', 'Semester', and 'Session', each with a '- Select Level -', '- Select Semester -', and '- Select Session -' respectively. A 'Proceed' button is located at the bottom of the form.

Select level (ND1), select semester (first semester or second semester), Select session (2019/2020) then click on proceed.

8. Print Semester Course Registration

[Click Here to Print your Course Reg Form](#)

ID	COURSE CODE	COURSE TITLE	CREDIT UNIT	COURSE TYPE	ACTION
1	BIO 151	GENERAL BIOLOGY I	2	MAJOR COURSE	X
2	ED 102	HISTORY OF EDUCATION	2	MAJOR COURSE	X
3	CHEM 111	BASIC PRINCIPLES OF CHEMISTRY II	2	MAJOR COURSE	X
4	G.S 101	USE OF ENGLISH I	2	GENERAL STUDIES COURSE	X
5	G.S 103	SOCIAL SCIENCE I	2	GENERAL STUDIES COURSE	X
6	PHY 191	PRACTICAL PHYSICAL I	1	ELECTIVE	X
7	C.S 101	INTRODUCTION TO COMPUTER SCIENCE	3	MAJOR COURSE	X
8	INT.SC 122	LIFE SCIENCE	2	ELECTIVE	X

And Take to Department for Approval. (The class Adviser will login and approve courses for students as they register.)

*For assistance/support kindly visit ICT Directorate, Behind Rector's building or send mail to [ict@fpno.edu.ng](mailto:ict@fpno.edu.ng)*